

**Karnataka Vidya Vardhaka Samithi's**  
**JAGADGURU PANCHACHARYA COLLEGE OF EDUCATION, GADAG-582101**

---

Reports and Photographs/videos of the activities

Index

<b>Sl.No</b>	<b>Title of the Documents</b>
1	Formulating learning objectives a) Micro Teaching Practice on Instructional Objectives and Practice
2	Lesson planning/ Individualized Education Plans (IEP) a) General Lesson, ICT Lesson, and Integrated Lesson Plans writing Orientation and sample plans
3	Identifying varied student abilities a) Talent Search Programme b) CCA and Union Group Formations c) Annual Sports Activities
4	Dealing with student diversity in classrooms a) Field Visits, b) Special Lecturing Programmes
5	Visualizing differential learning activities according to student needs a) CCA, SUPW, and Outreach Activities List and report

## **Micro Teaching Demonstration Classes**

**(2018-19 To 2022-23)**

As a Part of Pre-Internship programme J P College of Education has organised a Micro teaching Demonstration Classes from 2018-19 to 2022-23 for the First Semester Student Teachers. All the Teacher Educators of J P college of Education demonstrated the various Micro teaching skills Such as Micro Lesson-Concept, Importance of Micro Teaching, Skill of Writing instructional objectives, Cycle, Skill of Introducing a lesson, Skill of Fluency in questioning, Skill of Stimulus variation, Skill of Probing questioning, Skill of Explaining., Skill of Illustrating with examples, Skill of Reinforcement, Skill of Achieving Closure and skill of using blackboard.

In the Demonstration, all the Student Teachers took active participation and it was found meaningful for student teacher during their Micro teaching Practice teaching session and they clarify their doubt related to the Components of various skills and utilisation of these Components in their Skill practice session. During the Demonstration, Student Teachers were oriented by the format or steps or procedure of writing Micro teaching plan for each Skill. And at the end of all the demonstration, Feedback session was organised for further clarification related to Skill Orientation.

Last Five Years Micro-Teaching Demonstration Classes following.

Sl.No	Year	Date
1	2022-23	26-04-2023 to 06-05-2023
2	2021-22	16-05-2022 to 24-05-2022
3	2020-21	22-03-2021 to 27-03-2021
4	2019-20	18-11-2019 to 27-11-2019
5	2018-19	21-12-2018 to 27-12-2018

**K.V.V.S**  
**JAGADGURU PANCHACHARYA COLLEGE OF EDUCATION, GADAG**  
**MICRO-LESSONS DEMONSTRATION TIME – TABLE 2021-2022**

---

**KANNADA MEDIUM**

DATE : 09-05-2022

TIME:11-00PM

Sl.No	Name of the Lecturer	Subject	Skills	Class	Time	Period
01	Dr. B. B. Holagundi	Language (Kan)	IWE	VIII	6 min	1
02	Dr. Smt S.L. Hirekerur	Soc.Science (Hist)	FQ	IX	6 min	2
03	Miss. Savitri Wali	Maths	IWE	VIII	6 min	3
04	Dr. Basavaraj M. H	Social Science(Com)	IL	IX	6 min	4
05	Miss. Pooja Myagera	Science (Che)	EXP	VIII	6 min	5
06	Shri. Betadesh Ojanahalli	Language(Eng)	SV	IX	6 min	6
07	Smt. Pooja Bennur	Science (Phy)	SV	IX	6 min	7
08	Shri T.F. Nadaf	Social Science (Hist)	EXP	VIII	6 min	8


DATE : 10-05-2022

ENGLISH MEDIUM

Sl. No	Name of the Lecturer	Subject	Skill	Class	Time	Period
01	Dr.(Smt) M. S.Shirol	Maths	IWE	IX	6 min	1
02	Dr. S. N. Rayanagoudar	Science (Bio)	IL	VIII	6 min	2
03	Shri Moulahusen .Y. Nadaf	Language (Eng)	IWE	IX	6 min	3
04	Smt. Deepa Timmapur	Science (Bio)	EXP	IX	6 min	4
05	Miss Akkamahadevi S. Gunjal	Maths	FQ	VIII	6 min	5
06	Miss Bhagya Somanakatti	Science (Bio)	SV	VIII	6 min	6
07	Miss Suma A. Sounshi	Science (Phy)	IL	IX	6 min	7


DATE : 11-05-2022

Sl. No	Name of the Lecturer	Subject	Skill	Class	Time	Period
01	Dr. Basavaraj M. H	Social Science	Integration	IX	15 min	1
02	Miss Neelambika S. Gulagannavar	Maths	Integration	VIII	6 min	2

  
PRINCIPAL  
J.P. College of Education  
GADAG-582101

## Glimpses of Micro Teaching Demonstration Classes



  
PRINCIPAL  
J.P. College of Education  
GADAG-582101

## Glimpses of Micro Teaching Practices






## Lesson planning/ Individualized Education Plans (IEP)

### a) General Lesson, ICT Lesson, and Integrated Lesson Plans writing Orientation and sample plans

*Formulating Learning objectives [ IEP ]*

Kannada Vidya Pradhana Samithi's				2000/2001 Dr. B. S. Srinivasiah, M.A., M.L.A. Prathima LESSON / 2001	
J. P. COLLEGE OF EDUCATION, GADAG.					
LESSON PLAN IN CHEMISTRY		Roll No. 24 Lesson No. 24 Time 40 min. Period 5th Date 19/10/21			
Student Teacher's Name Dr. B. S. Srinivasiah, M.A., M.L.A. Practising School Dr. B. S. Srinivasiah, M.A., M.L.A. Standard 11th Std. Subject Unit/Sub Unit Chemical Change		Source Consulted : www.schools.aqlasem.com https://www.aqlasem.com			
Previous Knowledge : Students are already know about physical change.					
Instructional Objectives (to be achieved)					
: At the end of the lesson, students are able to					
* Mention the types of changes.					
* Give examples of chemical change.					
* Give reason why burning of wood is a chemical change.					
* Systematically perform the activity of reaction between Vinegar & Baking Soda.					
Teaching Learning Materials (TLM) * Activity demonstration of burning of Magnesium ribbon.					
* Activity of reaction between Vinegar & Baking Soda.					



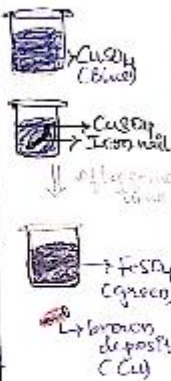


Topic: Physical and Chemical Changes [ 11.6 ]

Stages of SE to be used	Learning Points/ Concepts to be taught/learned	Teaching Learning Materials (TLM) to be used	Classroom Activities / Student Activities		Learning Outcomes to be achieved	Black Board Work to be done
			Teacher's Activities to be followed	Students' Activities to be followed		
E-1 Engage			<p>Dear Students, You are already aware about 'Physical Change'</p> <ul style="list-style-type: none"> <li>* To physical change which properties of substance undergo change?</li> <li>* What are the physical properties of substance?</li> <li>* Give an example of physical change?</li> <li>* What are the types of change?</li> <li>* What is chemical change?</li> </ul>	<ul style="list-style-type: none"> <li>* physical properties</li> <li>* size, state, shape &amp; colour of substance.</li> <li>* melting of ice.</li> <li>* physical and chemical change.</li> <li>* Irrelevant answer.</li> </ul>	Students are able to recall the physical change.	
Aim of the Statement			So, Dear Students, Today we learn about 'Chemical Change'.			'Chemical Change'

Stages of SL in lesson	Learning Points/Concepts/Key words/Notes	Teaching Learning Materials (TLM) Media/ICT/Equipment	Classroom Activities / Student Interaction		Learning Outcome/Assessment	Black Board Work/Invisible board
			Teacher's Activities/Key words/Notes	Pupil's Activities/Key words/Notes		
E-2 Explain			* Recall that → Iron pan rusted kept in kitchen → Rusting of Iron articles kept open in atmosphere.	Students recall & stated the rusting of Iron pan & other articles.	Students are able to recall the rusting of Iron articles.	
E-3 Explain	Chemical Change		<u>Chemical Change</u> Chemical change is the change in which new substance is formed. eg: Rusting of Iron pan Burning of wood * Rust is not Iron. * Rust is different from Iron.	Students listen to the meaning and examples of Chemical change. Pupils are able to know the examples of Chemical change.		<u>Chemical Change</u> → new substance formed. eg: Rusting of Iron → Burning of wood.
	Use of Teaching aid	activity of demonstration of burning of Magnesium ribbon.	[Teacher demonstrates the activity of burning of Mg ribbon and explains about it.]	[Pupil curiously observe the demonstration.] - action of burning of Magnesium ribbon and interestingly listen to the explanation about it.]	Pupil are able to know the action of burning of Mg ribbon.	<u>Burning of Mg</u>
			When Mg is burnt in air, it produces MgO i.e. ash. When this ash (MgO) is dissolved in water, it is converted to $Mg(OH)_2$ . The basicity of $Mg(OH)_2$ is checked by using Red litmus paper. So, MgO & $Mg(OH)_2$ are new substances. So, burning of Mg ribbon (metal) is a chemical change.	Students curiously listen to the explanation about burning of Mg ribbon.	Pupil are able to know burning of Mg ribbon is chemical change.	* $Mg + O_2 \rightarrow MgO$ ash. * $MgO + H_2O \rightarrow Mg(OH)_2$ $Mg(OH)_2$ (Red litmus paper) → Blue colour ∴ $Mg(OH)_2$ is base.



Stages of SE	Learning Points/ Concepts	Learning Materials (LHM) / Media / Resources	Classroom Activities / Content Description		Learning Outcome	Black Board Work / In class work
			Teacher's Activities / Input / Instruction	Pupil's Activities / Learning / Instruction		
	Use of teaching aid.	Demonstration of reaction of $\text{CuSO}_4$ with Iron nail.	[Teacher demonstrates the reaction of $\text{CuSO}_4$ with Iron nail and explains about it.]	[Pupil interestingly observe the demonstration of reaction of $\text{CuSO}_4$ with Iron nail and listen to the explanation about it.]	students are able to explain the reaction of $\text{CuSO}_4$ with Iron nail.	
			<p>* Copper Sulphate sol<sup>n</sup> (<math>\text{CuSO}_4</math>) is prepared by mixing <math>\text{CuSO}_4</math> powder in water and by adding dil. <math>\text{HCl}</math>.</p> <p>* To this <math>\text{CuSO}_4</math> sol<sup>n</sup> Iron nail is put in the beaker.</p> <p>* After sometime, we observed, change of color from blue to green &amp; brown deposit on nail, i.e. Copper.</p>	pupil carefully listen to the explanations about reaction of $\text{CuSO}_4$ with Iron nail	Pupils are able to know reactions b/w $\text{CuSO}_4$ & Iron nail is chemical change.	<p><math>\text{CuSO}_4 + \text{Fe} \rightarrow \text{FeSO}_4 + \text{Cu}</math></p> <p>(blue) (green) (brown deposit)</p> <p>* Displacement reaction * Redox reaction</p>
	Use of Teaching aid.	Activity of reaction between Vinegar & Baking Soda.	[Teacher guides and instructs the pupil to perform the activity of reaction between Vinegar & Soda and explains about it.]	[Pupil performs the activity under the guidance of Teacher and listen to the explanation about it.]	Pupil are able to perform the activity of reaction b/w $\text{CuSO}_4$ & Iron nail.	Reaction between Vinegar & Baking Soda
			<p>* When Vinegar &amp; Baking soda are mixed together, it liberates <math>\text{CO}_2</math> gas &amp; other substance.</p> <p>* This <math>\text{CO}_2</math> gas is passed through lime water, it is converted to milky <math>\text{CaCO}_3</math> and water.</p> <p>* This is the std. test of <math>\text{CO}_2</math>.</p> <p>* Chemical change.</p>	pupil interestingly listen to the explanation about reaction b/w Vinegar & Baking soda.	Pupil are able to justify reaction b/w Vinegar & Baking Soda is a chemical change.	<p>Vinegar + Baking Soda</p> <p><math>\rightarrow \text{CO}_2 + \text{other substance}</math></p> <p><math>\text{Lime water} + \text{CO}_2 \rightarrow \text{CaCO}_3 + \text{H}_2\text{O}</math></p> <p>(milky)</p> <p>std. test of <math>\text{CO}_2</math></p>

Stages of SE or Activity	Learning Points/ Concepts to be covered	Teaching Learning Materials (TLM) to be used	Classroom Activities / Student Interaction		Learning Outcome for SE	Back Board Work to be done
			Teacher's Activities to be undertaken	Pupils Activities to be undertaken		
			In Chemical change, along with new substance formed, + Heat, light & any other rad <sup>n</sup> may be given or absorbed. + Sound may be produced. + May be change in smell. + May be change in colour. + gas may be formed	Students curiously listen to the explanation of other substances liberated / accom- panied by new substances.	Pupils are able to know other accom- panied by chemical change.	→ Absorption of heat, light. + production of sound. + change in smell or colour. + formation of gas.
E-4 Elabo- rate			Examples of Chemical change in our daily life are + Spoiling of food + Souring of milk + setting of curd from milk + Explosion of fireworks + Ozone layer absor- bing harmful UV radiation & converts to oxygen.	+ Photosynthesis + Digestion of food. + Burning candle + Rusting of Iron.		Chemical Change + when Apple, Potatoes etc. kept open gets change in colour + Neutralisation of acids & bases.
Conclu- ding State- ment			So, Dear Students Today we learned about 'Chemical change.'			
E-5 Evaluate			Match the following A	with suitable answers B		Answers
			1) Types of changes 2) Physical change 3) Rusting of Iron 4) $Mg(OH)_2$ 5) Vinegar + Baking soda	a) Chemical change b) Base c) Liberation of $CO_2$ gas d) Melting of Ice e) Physical change & Chemical change. f) Acid		1) e) 2) d) 3) a) 4) b) 5) c).



The Karnataka Vidyavardhaka Samithi's

J. P. COLLEGE OF EDUCATION, GADAG.

REFLECTIVE DIARY FOR STUDENT TEACHER

Name : Akkanahadevi S.G. Date : 19/08/22 School : Lions School  
Subject : Science Topic : Chemical Change

1. What are some objectives / Activities I tried to teach today ?
  - \* Demonstration of burning of Magnesium ribbon
  - \* Activities of Chemical Change.
2. How did I try to teach it ? (teaching strategy / problem-solving approach / model used)
  - \* Demonstration method.
  - \* Activity method.
3. How did it work ? (student reaction / your reaction)
  - \* pupil curiously observed demo and performed interestingly the activities.
4. How could I do it better ?
  - \* Good Things
    - \* Demonstration method.
    - \* Examples.
  - \* Significance of what I tried
    - \* pupil are able to give new examples of Chemical change.
  - \* Concerns, problem & things to improve
    - \* classroom management.
  - \* What did I do (or will do) about the problem ?
    - \* I try to properly manage the class
5. What are my planning / material / laboratory needs for tomorrow ?
  - \* Materials of Iron articles. (rusted & new)
  - \* Activity of preparation of  $\text{CuSO}_4$  crystals
6. What are my teaching goals for tomorrow ?
  - \* Effective teaching.

Have a daily conference about thing information and record it on this sheet. Look for short and long term successes and areas for improvement.



Scanned with OKEN Scanner

## **Identifying varied student abilities**

### **a) Talent Search Programme**

**Talent Day Programme-2018-19 to 2022-2023**

Talent Day programme organized for the list five year B.ed Students teachers exhibited their multiple talents in first round. In Second Round they participated in pick and Speech.

On the Judgment of all the teaching Staff Union members shortlist prepared Including their merit or previous achievement .final Student union formed by interviewing the members selected in short list. On the interest basis distributed the different responsibility for the committee members.

Sl.No	Year	Date
1	2022-23	15-03-2023 to 16-03-2023
2	2021-22	08-03- 2022 to 09-03-2022
3	2020-21	17-03-2021 to 18-03-2021
4	2019-20	10-03-2020 to 11-03 - 2020
5	2018-19	21-12-2019 to 22-12-2019

## **b) CCA and Union Group Formations**

### **List of activities conducted in support of each of the above**

2017-18

Sl.No	Annual activity out comes index
1	Orientation Program is conducted for the newly admitted Students.
2	Conduct health awareness program.
3	Organized Demonstrative lecture on yoga during the year.
4	Special Lecture
5	Micro Teaching
6	Group Discussion
7	Guest Lecture
8	Experts Talk
9	Seminar
10	Special School Visit
11	Residential School Visit
12	ICT Lessons
13	PPT Presentation
14	Practice Teaching
15	Drama & Art
16	Demonstration Class
17	Student Union Inauguration
18	Field Trip
19	Teachers Day
20	Organized Special Programme on Soft Skill
21	Organized Special Program on TET & CTET
22	Conducted Science Communication Through Folk Media in Coloration with Department of Science &Technology Govt Of India& National Science &Technology Parishat New Delhi.



23	One day Special Lecturer on Women Empowerment.
24	Two Day Workshop on TET & CTET
26	Special Lecture on Mahatma Gandaji Values
27	Celebration of Sadbhavana Day
28	Special Lecture on Occation of Republic Day
29	Celebration of Gandhi & Lalbahadurshastri Jayanti
30	Celebration of Karnataka Rajyotsava
31	Celebration of Independence day

2018-19

Sl.No	Annual activity out comes index
1	Conduct Program on Health Awareness
2	Conduct Special Lecture on Ayurvedic Nutrition
3	Conduct Program Gender Equity
4	Conducted Self Defense Training Program for Girls
5	Conducted Program How to Tack CET & TET for Become qualified and eligible teacher
6	Introduce Certificate course on Spoken English
7	Swatch Bharata Abhiyana NSS locality special program
8	Program on Cleanliness of surrounding area of Narasapur Village
9	State level Seminar on Sahitya Surya
10	Special Lecture on Environmental conservation
11	National level Seminar on Challenges of Teacher Education Institution Improving Quality Teachers in the present context
12	Student Inauguration Function.
13	PPT Presentation
14	Practice Teaching
15	Drama & Art
16	Demonstration Class

17	Student Union Inauguration
18	Field Trip
19	Teachers Day
20	Celebration of Sadbhavana Day
21	Special Lecture on Occation of Republic Day
22	Celebration of Gandhi & Lalbahadurshastri Jayanti
23	Celebration of Karnataka Rajyotsava
24	Celebration of Independence day

2019-20

Sl.No	Annual activity out comes index
1	Special Lecture on the Environment Day
2	Conduct Demonstration Lecture on the occasion of international yoga day
3	Special Lecture on Mother Tongue Day
4	Special Program on National Unity Saptha
5	Swatch Bharat Abhiyana NSS Localities Cleaning of Temple of Hombal Village
6	Work shop on TET & CTET
7	One day special program on Karnataka Unification
8	Work shop on Women & Children Protection
9	Datti Upanyasa "Karnataka Ekikarna Hyderabad Vimochana Chaluvali
10	One country is constructional campaign
11	National Educational day
12	National Voters day
13	Student Inauguration function
14	National Youth Day
15	Drama & Art
16	Demonstration Class
17	Student Union Inauguration

18	Field Trip
19	Teachers Day
20	Celebration of Sadbhavana Day
21	Special Lecture on Occasion of Republic Day
22	Celebration of Gandhi & Lalbahadur shastri Jayanti
23	Celebration of Karnataka Rajyotsava
24	Celebration of Independence day
25	Practice Teaching
26	Micro Teaching
27	Group Discussion
28	PPT presentation

2020-21


Sl.No	Annual activity out comes index
1	Special Lecture Women Security
2	Conducted Professional Development Program for both teaching & non-teaching staff
3	Organized Skill Development program for students
4	Organize Coaching class for comparative Examination of TET
5	Organized special lecture on SEBI
6	Organized special lecture on self protection of Women on the occulation of International women's day
7	Practice Teaching
8	Micro Teaching
10	Practice Teaching
11	Drama & Art
12	Demonstration Class
13	Drama & Art

## 2021-22



Sl.No	Annual activity out comes index
1	Resolve to conduct one-day state level seminar on NEP-2020
2	Resolve to conduct Special lecture on Relevance on Educational Psychology for teachers
3	Resolve to conduct Training for Campus Selection Teachers by SMIORE academy
4	Resolve to conduct various competition to develop Patriotism among student
5	Kalika Chetarake for Student Teacher
6	Resolve to celebrate World Environmental Day
7	Resolve to conduct Koti Kanta Gayana
8	Resolve to conduct Special Program Teacher & Digital Technology Prospective of NEP-2020
10	Student Inauguration function
11	Drama & Art
12	Demonstration Class
13	Student Union Inauguration
14	Field Trip
15	Teachers Day
16	Special Lecture on Occasion of Republic Day
17	Celebration of Gandhi & Lalbahadurshastri Jayanti
18	Celebration of Karnataka Rajyotsava
19	Celebration of Independence day

## b) CCA and Union Group Formations sampal photo copy

### SWACHATA HI SEVA



### CELEBRATION OF CONSTITUTION DAY





## ENVIRONMENT DAY



## Suryanamaskara by Student Teachers on 14<sup>th</sup> January 2022



## Awareness Programme on Cyber Crime on 12 August 2022

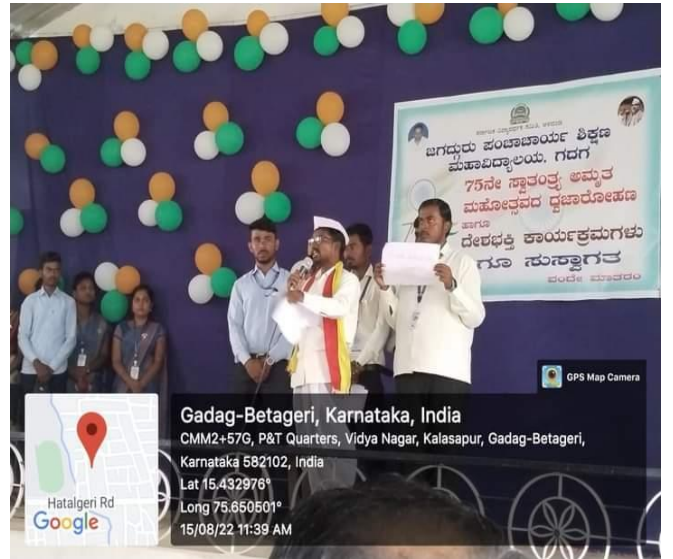




## Dr.B.R.Ambedkar reading Programme on 5<sup>th</sup> December 2022






## Cultural Program on Occasion of 15<sup>th</sup> August 2022



  
PRINCIPAL  
I.P. College of Education  
GADAG-582101

## Cultural Activity in Drama and Art




  
PRINCIPAL  
J.P. College of Education  
GADAG-582101



## Student's Union Inauguration Function



  
PRINCIPAL  
J.P. College of Education  
GADAG-582101

### c) Annual Sports Activities



  
PRINCIPAL  
J.P. College of Education  
GADAG-582101




## Dealing with student diversity in classrooms

### Field Visit-Visit to History Department



### Visit to Regional science Centre Dharwad



  
PRINCIPAL  
J.P. College of Education  
GADAG-582101


## b) Special Lecturing Programmes

### Yoga Demonsatration and Special Lecture



### Workshop on Women and Children Protection




  
PRINCIPAL  
J.P. College of Education  
GADAG-582101



**Special Lecture on Relevance Educational Psychology for Teachers**  
**21<sup>st</sup> may 2022 by Dr. Kishorbabu Nagarkatti**



  
**PRINCIPAL**  
**J.P. College of Education**  
**GADAG-582101**




## Visualizing differential learning activities according to student needs

### a) CCA, SUPW, and Outreach Activities

#### SUPW work




  
PRINCIPAL  
J.P. College of Education  
GADAG-582101



## Outreach Activities


### Visit to P.P.G Blind Children music Special School



  
PRINCIPAL  
J.P. College of Education  
GADAG-582101

## Visit to KalamandirGadag



  
PRINCIPAL  
J.P. College of Education  
GADAG-582101



## Visit to DIETGadag



## Special School Visit





## Visit to Cement Factory

